

Government Commerce College, Gandhinagar.

Report on results and details of Student Satisfaction Survey 2017-18

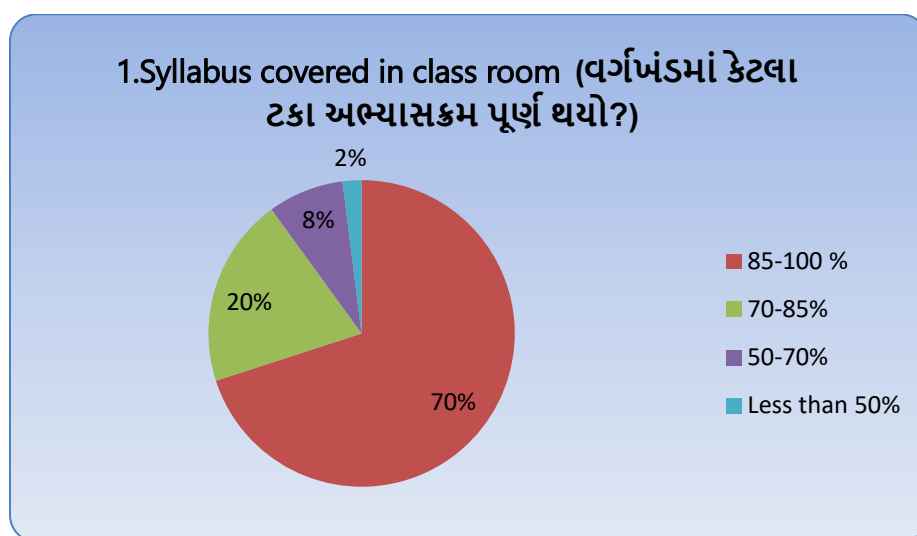
Government Commerce College, Gandhinagar is the institute which got embedded with the inherent closed loop system which corrects itself through the feedbacks/surveys on continuous basis. Students Satisfaction Survey (SSS) is among one of these surveys. This survey includes the questionnaire recommended by NAAC. Apart from Teaching-Learning and Evaluation aspects, the survey has included the institution infrastructural and welfare aspects too. The process of survey and the results are provided as follows.

Student Satisfaction Survey Key Indicator - 2.7.1

Under Criterion II of Teaching – Learning and Evaluation the questionnaire which is suggested by National Assessment and Accreditation Council (NAAC) is to be filled by the students of college. It is required to assess the teaching learning process of an institution. Our College has collected the questionnaire on Teaching-Learning and Evaluation aspects as well as on the institution infrastructural and welfare aspects which are filled by the students in that academic year. The students have given their experienced and genuine opinions on these aspects. The format of questionnaire which is used is very helpful to reaching the goal and to improve the level of our institution.

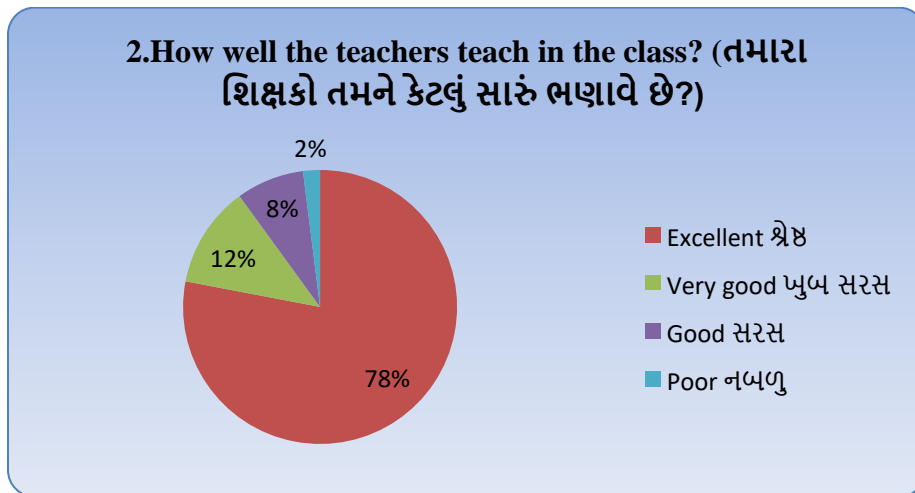
The graphical presentation of the responses given by the students in the questionnaire is given below.

Q-1 Syllabus covered in class room (વર્ગખંડમાં કેટલા ટકા અભ્યાસક્રમ પૂર્ણ થયો?)



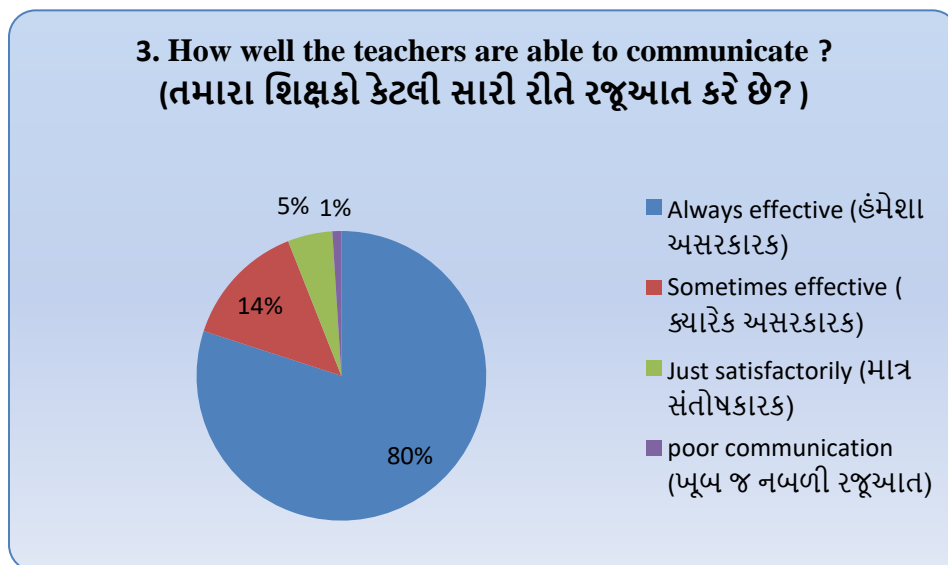
The above chart represents that how much syllabus was covered in the class room. It can be seen from the chart that out of total respondents 70% respondents says that 85-100% syllabus was covered and according to 8% respondents 50-70% syllabus was covered in the class rooms.

Q-2 How well the teachers teach in the class? (તમારા શિક્ષકો તમને કેટલું સારું ભણાવે છે?)



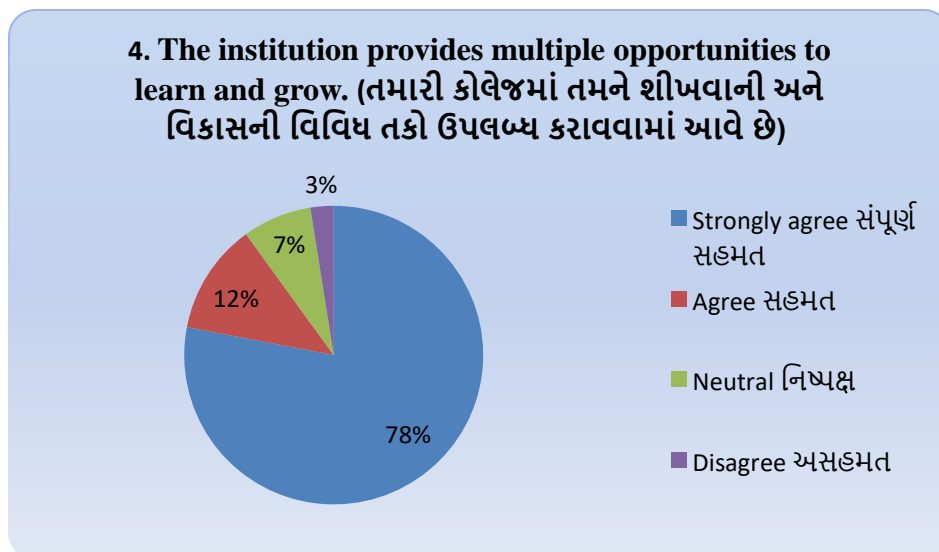
The above chart represents that how well the teachers impart their knowledge in the class room. It can be seen from the chart that out of total respondents 78% respondents reveals that teachers in this college teach excellent and 12% respondents say that teaching is very good while very few feels that there is lack of dedicated teaching in the classes.

Q-3 How well the teachers are able to communicate ? (તમારા શિક્ષકો કેટલી સારી રીતે રજૂઆત કરે છે?)



The above chart represents communication skill of teacher with students. Out of total respondents 80% respondents reveals that teachers always communicate with students very well it means they are very much satisfied. According to 14% respondents sometimes teachers are able to communicate effectively with students, while not any student is dissatisfied with communication ability of teachers.

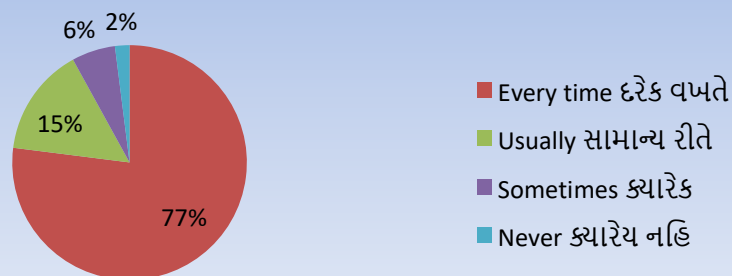
Q-4 The institution provides multiple opportunities to learn and grow. (તમારી કોલેજમાં તમને શીખવાની અને વિકાસની વિવિધ તકો ઉપલબ્ધ કરાવવામાં આવે છે)



The above chart shows about multiple opportunities provided by the college to the students for learning and growing. Out of total respondents 78% respondents are strongly agree with this criteria that our college provides the opportunity to grow while 12% respondents agree with this criteria while 7% respondents are neutral in this case that our college provides multiple opportunities to learn and build future.

Q-5 Teachers are able to identify your weakness and help you to overcome them. (શું તમારા શિક્ષકો તમારી નબળાઈ ઓળખી અને તેને દૂર કરવાનો પ્રયાસ કરે છે?)

5. Teachers are able to identify your weakness and help you to overcome them. (શું તમારા શિક્ષકો તમારી નબળાઈ ઓળખી અને તેને દૂર કરવાનો પ્રયાસ કરે છે?)



The above chart represents that whether the teachers are able to identify the weaknesses of students and help them to overcome the problems. According to 77% respondents have given opinion that the teachers always help the students to identify their weakness and help them to overcome it. Only 2% respondents believe that teachers do not identify their weaknesses and help them to overcome problems.

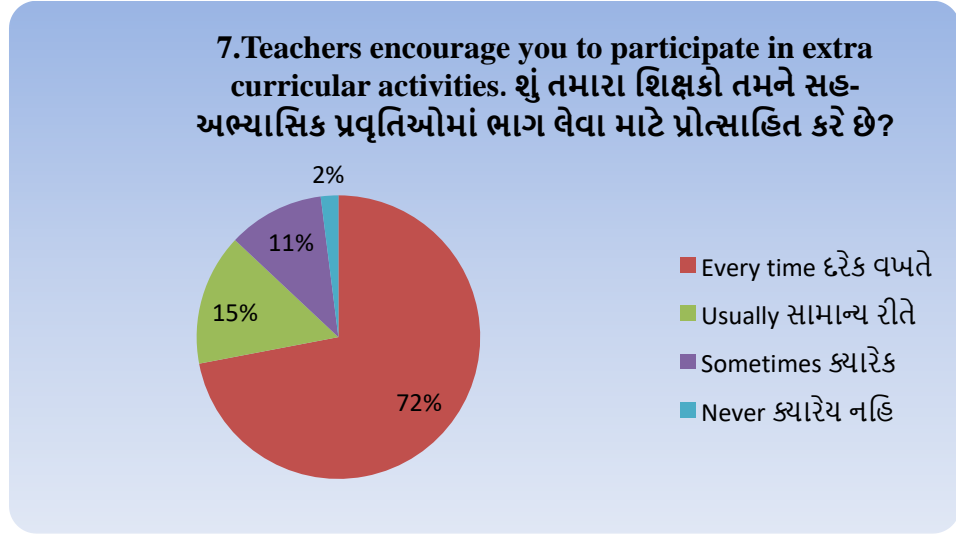
Q-6 Does your teacher provides you study material and discuss for assignment? શું તમારા શિક્ષકો તમને અભ્યાસ માટે મટીરીઅલ અને અસાઈન્મેન્ટ માટે ચર્ચા કરે છે?

6. Does your teacher provides you study materil and discuss for assignment? શું તમારા શિક્ષકો તમને અભ્યાસ માટે મટીરીઅલ અને અસાઈન્મેન્ટ માટે ચર્ચા કરે છે?



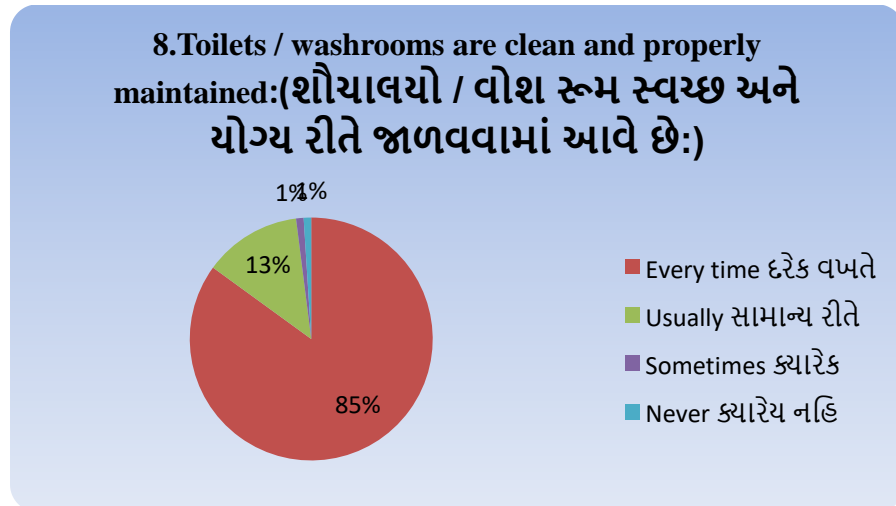
The above chart represents about discussion of teachers with students regarding study material and assignments. According to 80% respondents teachers provide them study material and discuss assignments with them. Out of total respondents 15% reveals that usually while 4% respondent's reveals that sometimes their teachers provide them study material and discuss assignment.

Q-7 Teachers encourage you to participate in extra curricular activities. શું તમારા શિક્ષકો તમને સહ-અભ્યાસિક પ્રવૃત્તિઓમાં ભાગ લેવા માટે પ્રોત્સાહિત કરે છે?



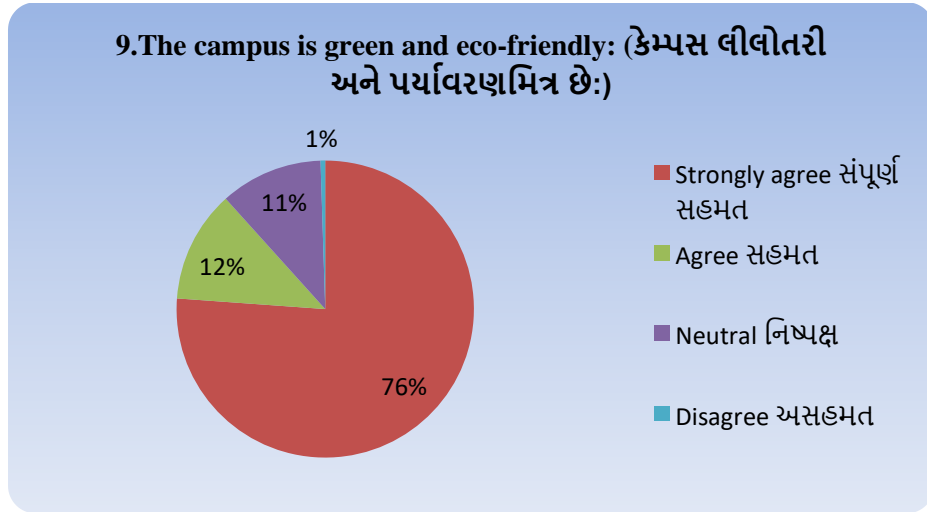
The above chart represents that whether your teacher encourage the students to participate in extracurricular activities. According to 72% respondents feel that teachers encourage them to participate in extracurricular activities while 15% respondents reveal that teachers encourage them to participate in extracurricular activities.

Q-8 Toilets / washrooms are clean and properly maintained : (શૌચાલયો / વોશ રૂમ સ્વચ્છ અને યોગ્ય રીતે જાળવવામાં આવે છે:)



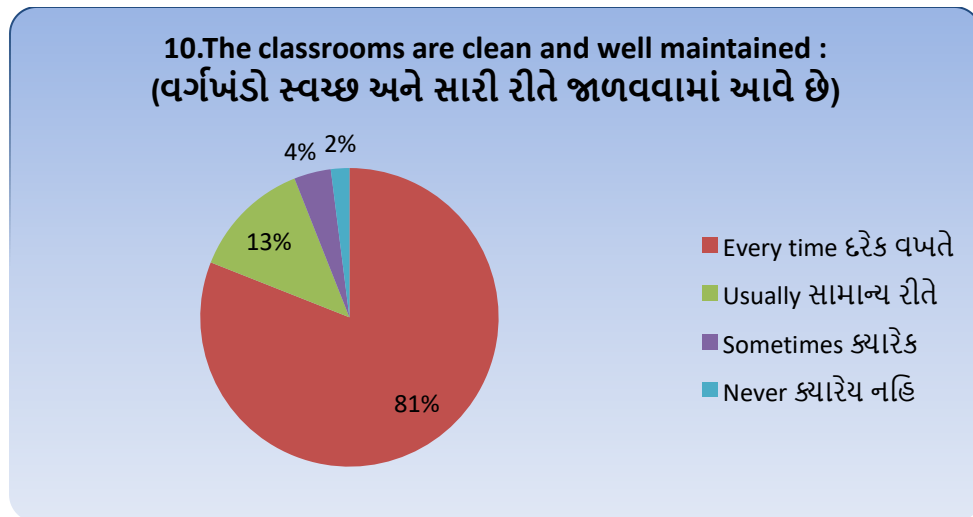
It can be seen from the above chart that out of total respondents 85% respondents say that washrooms are always clean while 13% respondents believe that washrooms/toilets are usually clean in the college.

Q-9 The campus is green and eco-friendly: (કેમ્પસ લીલોતરી અને પર્યાવરણમિત્ર છે:)



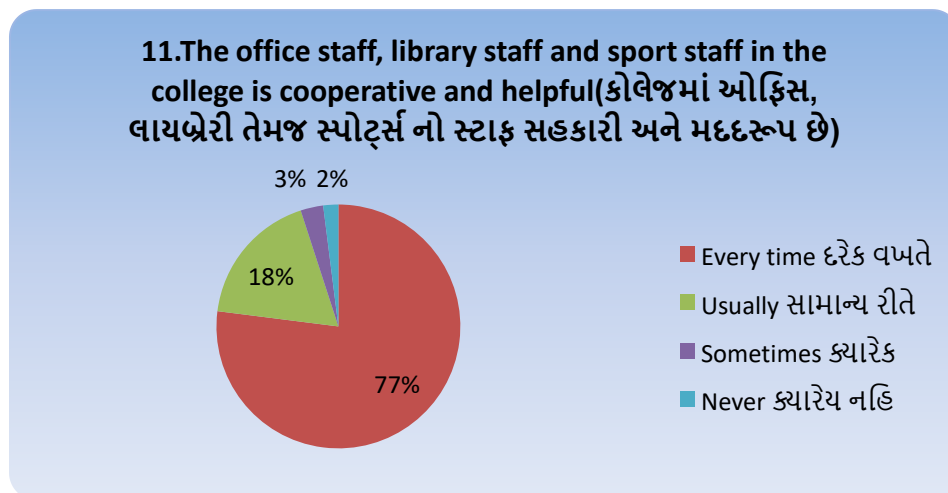
The above chart represents about eco-friendly campus. It can be seen from chart that 76% respondents are strongly agree with the criteria that our college campus is green and eco friendly while 12% respondents are agree with this. Total 11% respondents are neutral in this case that our campus is green and eco-friendly.

Q-10 The classrooms are clean and well maintained: (વર્ગખંડો સ્વચ્છ અને સારી રીતે જાળવવામાં આવે છે)



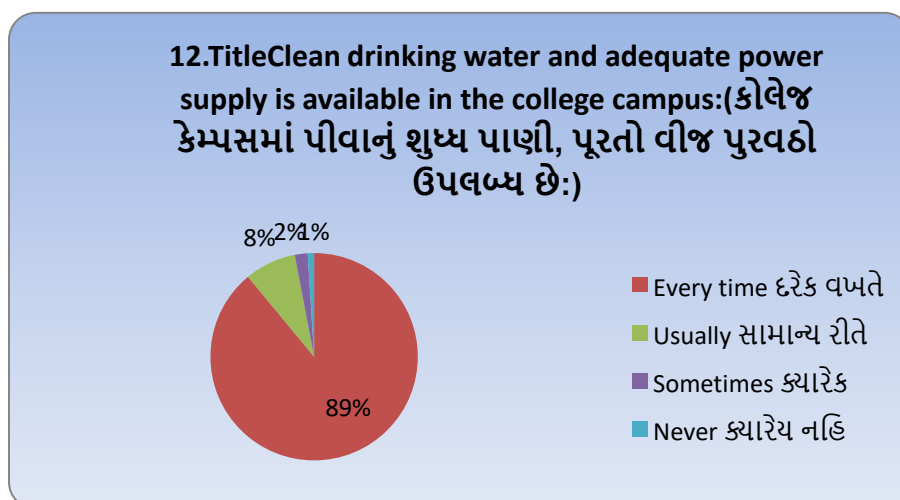
In the above chart how the classrooms are clean and maintained is described. Out of total respondents 81% respondents reveals that the classrooms are always clean and well maintained, 13% believe that usually classes are clean and well maintained and only 2% are against it.

Q-11 The office staff, library staff and sport staff in the college is cooperative and helpful(કોલેજમાં ઓફિસ, લાયબ્રેરી તેમજ સ્પોર્ટ્સ નો સ્ટાફ સહકારી અને મદદરૂપ છે)




It can be seen from above chart that at what extent office, library and sport staff is cooperative and helpful to students. Out of total respondents 77% respondents reveals that every time they are supportive and 18% respondents believes that usually they are helpful to the students. Only 2% students replied that they never help and cooperate them.

12. Clean drinking water and adequate power supply is available in the college campus: (કોલેજ કેમ્પસમાં પીવાનું શુધ્ધ પાણી, પૂરતો વીજ પુરવઠો ઉપલબ્ધ છે:)



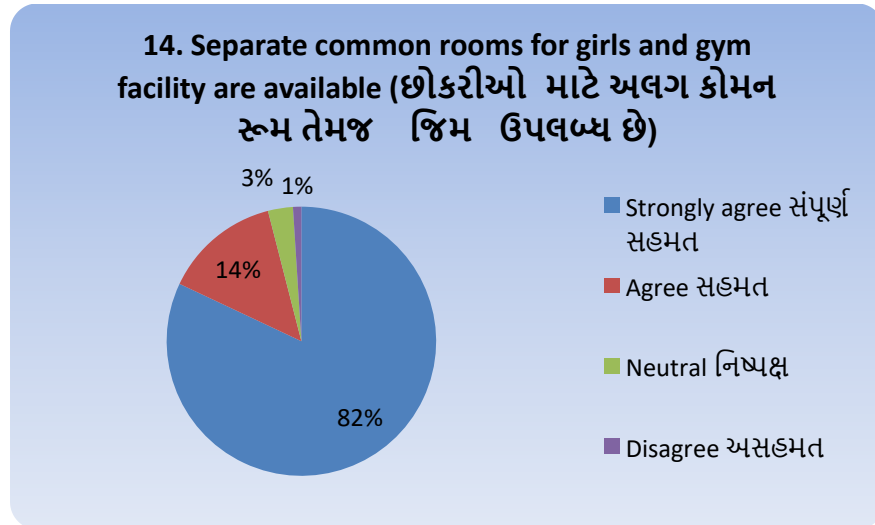
The above chart represents facility of clean drinking water and power supply in the college campus. Out of total respondents 89% respondents are highly satisfied with this. They say that clean drinking water facility and adequate power supply is always available in our college campus while 2% respondents reveals that sometimes clean water and power supply is available in the college.

13. The buildings / classrooms are accessible to disabled persons (ઇમારત / વર્ગખંડો અપંગ વ્યક્તિઓ માટે સુલભ છે)



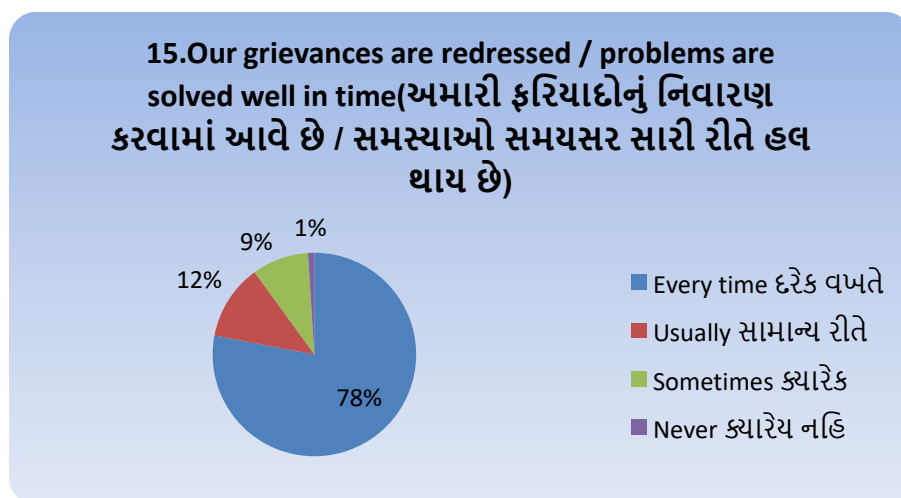
It can be seen from the above chart that out of total respondents 75% respondents are strongly agree with the point that the building/ classrooms are accessible to disabled persons while 15% respondents are agree with that and 9% respondents are neutral in this thing.

14. Separate common rooms for girls and gym facility are available (છોકરીઓ માટે અલગ કોમન રૂમ તેમજ જિમ ઉપલબ્ધ છે)



The above chart shows facility of separate common room for girls and gym in the college. It can be seen from above chart that 82% respondents among total respondents are strongly agree about that there is a separate common room for girls is available in the college and gym facility is there in the college. 14% respondents agree with this thing and 3% have replied that they are neutral about it.

15. Our grievances are redressed / problems are solved well in time (અમારી ફરિયાદોનું નિવારણ કરવામાં આવે છે / સમસ્યાઓ સમયસર સારી રીતે હલ થાય છે)



The above chart represents whether grievances of students are redressed and problems are solved well in time in this college or not and it can be seen from above chart that 78% among total respondents reveals that always our grievances are redressed and solved in time by faculties in this college. Out of total respondents 12% replied that usually and 9% replied that sometimes our grievances are redressed and our problems are solved well in time in this college.

16. Give three suggestions to improve the overall improvement of your institution. (તમારી કોલેજમાં સમગ્ર સુધારો કરી શકાય તેવા ત્રણ સૂચનો આપો.)

Students have given various suggestions to improve the overall improvement of institution. These are as follows:

- Assignments should be given in the starting of the semester.
- more interaction need with teachers is needed
- Canteen facility should be provided
- Bus stand for pick up and drop required
- Hostel facility should be provided
- Industrial visit should be organized
- Digital podium should be provided in seminar hall
- Provide internship/ Exposure with financial institutions/ Banking/ Insurance companies
- More concentration required for the students who are in need of more guidance
- Nature Club should be established
- Stationary Shop/ Xerox Shop should be established