

Government Commerce College, Gandhinagar

Report on results and details of Student Satisfaction Survey 2018-19

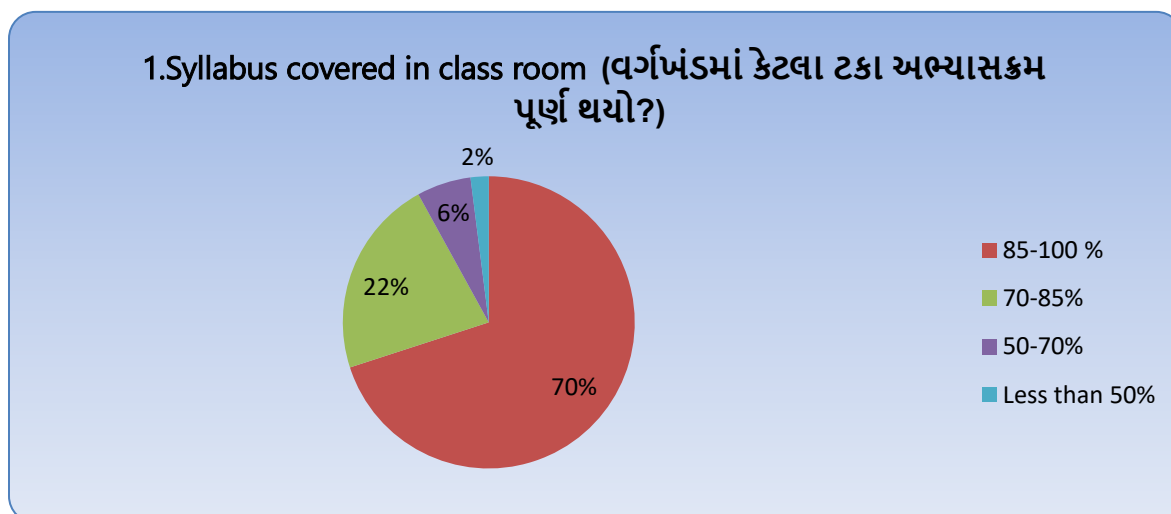
Government Commerce College, Gandhinagar is the institute which got embedded with the inherent closed loop system which corrects itself through the feedbacks/surveys on continuous basis. Students Satisfaction Survey (SSS) is among one of these surveys. This survey includes the questionnaire recommended by NAAC. Apart from Teaching-Learning and Evaluation aspects, the survey has included the institution infrastructural and welfare aspects too. The process of survey and the results are provided as follows.

Student Satisfaction Survey Key Indicator - 2.7.1

Under Criterion II of Teaching – Learning and Evaluation the questionnaire which is suggested by National Assessment and Accreditation Council (NAAC) is to be filled by the students of college. It is required to assess the teaching learning process of an institution. Our College has collected the questionnaire on Teaching-Learning and Evaluation aspects as well as on the institution infrastructural and welfare aspects which are filled by the students in this academic year. The students have given their experienced and genuine opinions on these aspects. The format of questionnaire which is used is very helpful to reaching the goal and to improve the level of our institution.

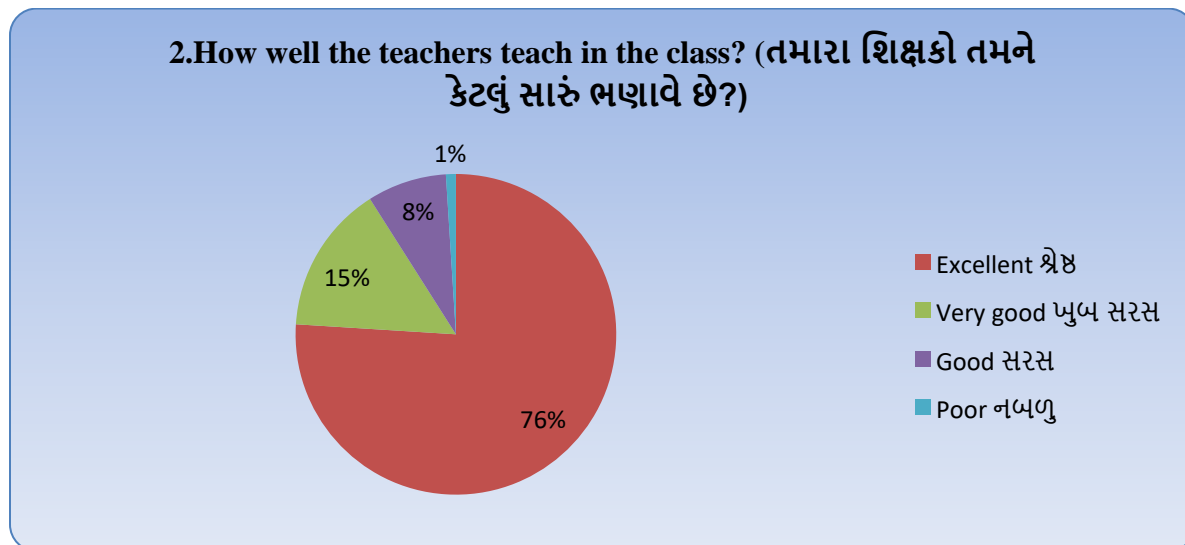
The graphical presentation of the responses given by the students in the questionnaire is given below.

Q-1 Syllabus covered in class room (વર્ગખંડમાં કેટલા ટકા અભ્યાસક્રમ પૂર્ણ થયો?)



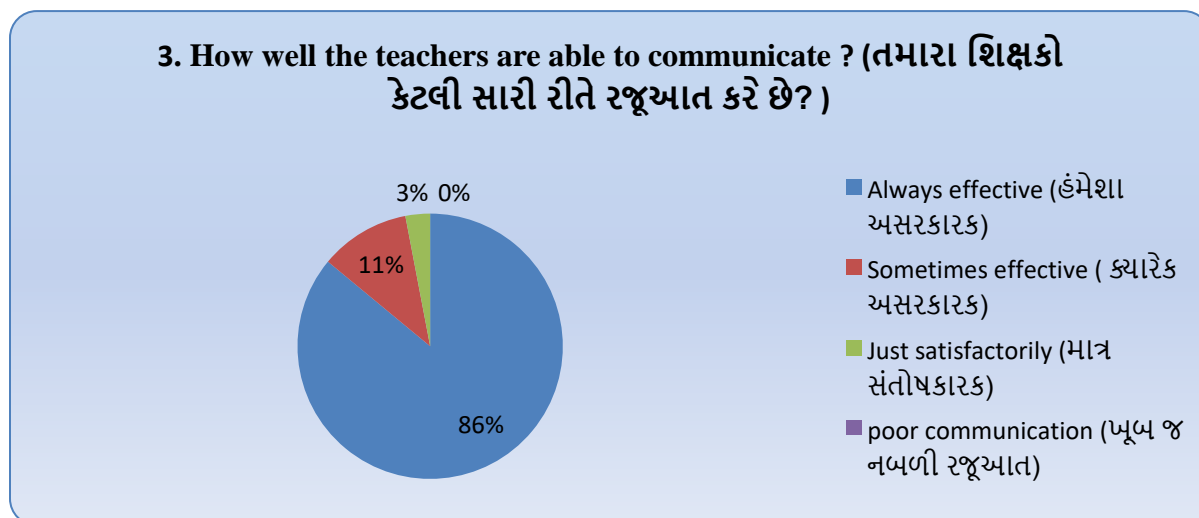
The above chart represents that how much syllabus was covered in the class room. It can be seen from the chart that out of total respondents, 70% respondents agreed that 85-100% syllabus was covered and according to 22% respondents' 50-70% syllabus was covered in the class rooms.

Q-2 How well the teachers teach in the class? (તમારા શિક્ષકો તમને કેટલું સારું ભણાવે છે?)



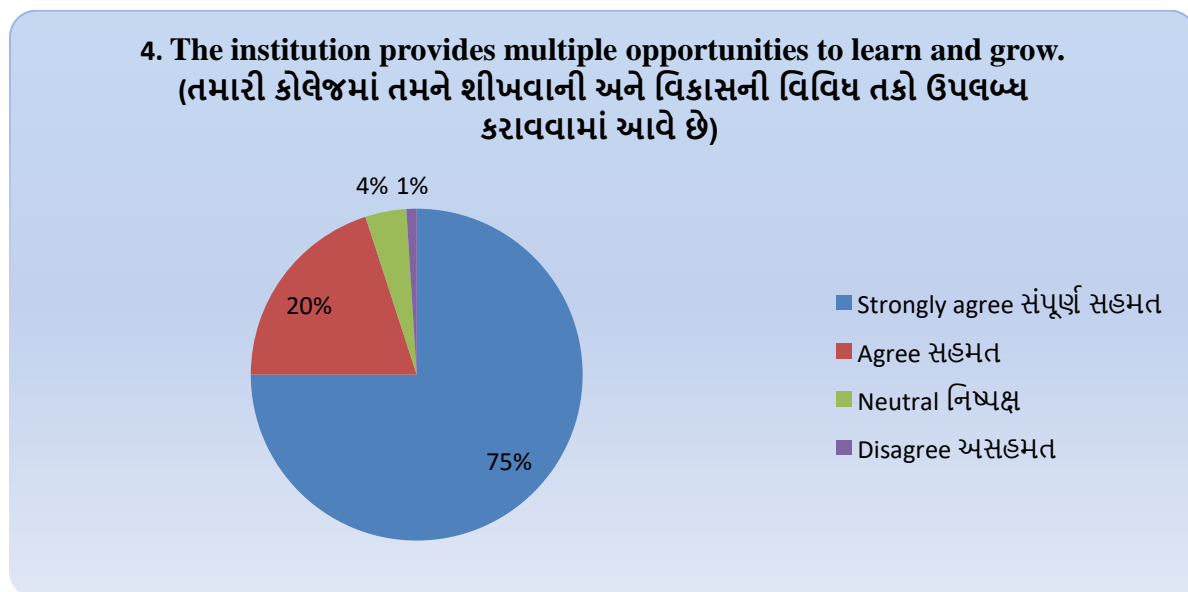
The above chart represents that how well the teachers impart their knowledge in the class room. At a resultant the chart shows that out of total respondents, 76% respondents' revealed that teachers in this college teaches excellent and 15% respondents said that it is very good while no one feels that there is lack of dedicated teaching in the classes.

Q-3 How well the teachers are able to communicate? (તમારા શિક્ષકો કેટલી સારી રીતે રજૂઆત કરે છે?)



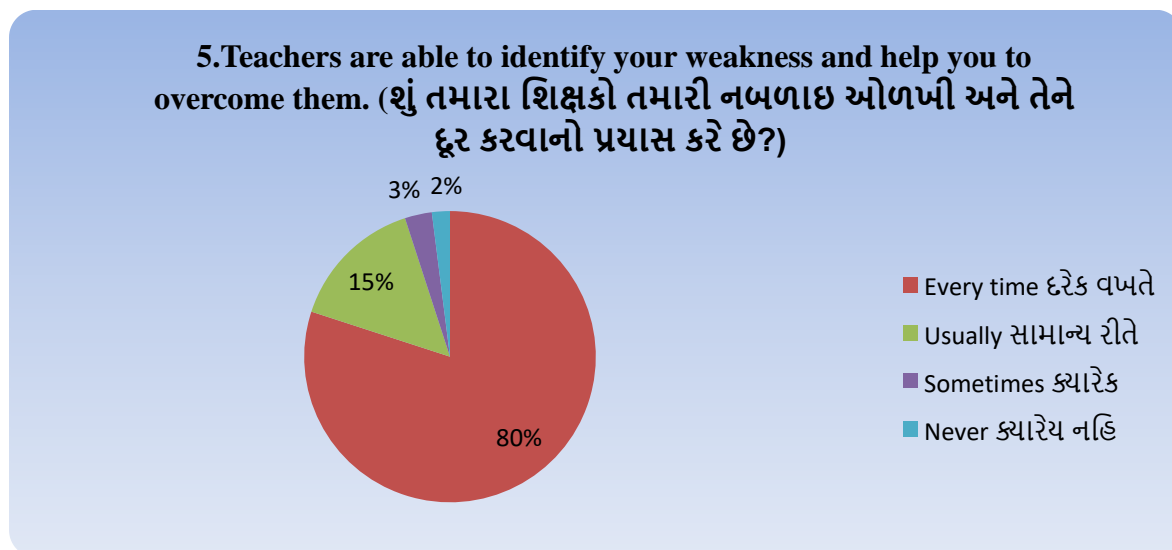
The above chart represents communication skill of teachers with students. Out of total respondents, 86% respondents' revealed that teachers always communicate with students very well, that means they were very much satisfied. According to 11% respondents, sometimes teachers are able to communicate effectively with students, while not any student were dissatisfied with communication ability of teachers.

Q-4 The institution provides multiple opportunities to learn and grow. (તમારી કોલેજમાં તમને શીખવાની અને વિકાસની વિવિધ તકો ઉપલબ્ધ કરાવવામાં આવે છે)



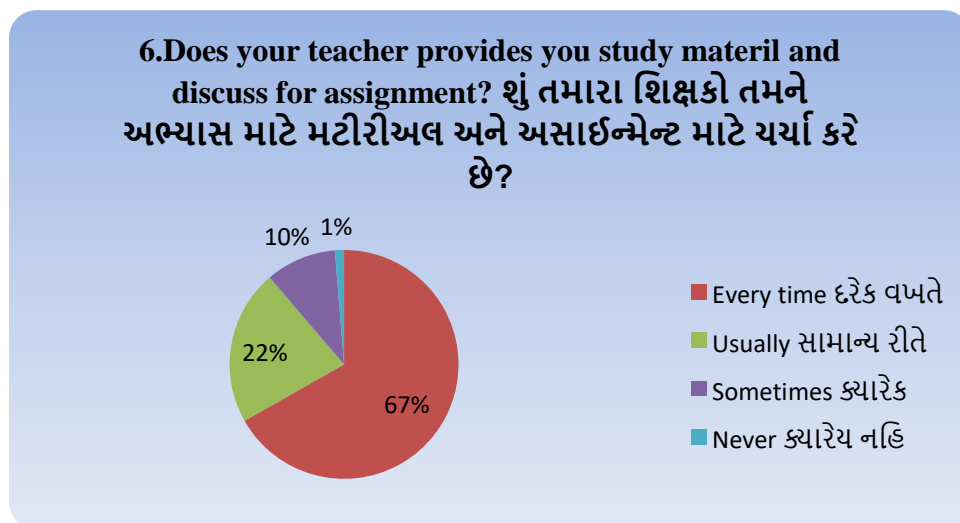
The above chart shows how multiple opportunities provided by the college to the students for learning and growing. Out of total respondents, 74% respondents were strongly agreed with these criteria that our college provides the opportunity to grow while 20% respondents agreed with these criteria and 4% respondents were remained neutral at above given statement.

Q-5 Teachers are able to identify your weakness and help you to overcome them. (શું તમારા શિક્ષકો તમારી નબળાઈ ઓળખી અને તેને દૂર કરવાનો પ્રયાસ કરે છે?)



The above chart represents that whether the teachers are able to identify the weaknesses of students and help them to overcome the problems. Amongst the all, 80% respondents have given opinion that the teachers always help the students to identify their weakness and help them to overcome it. Only 2% respondents believed that teachers do not identify their weaknesses and help them to overcome problems.

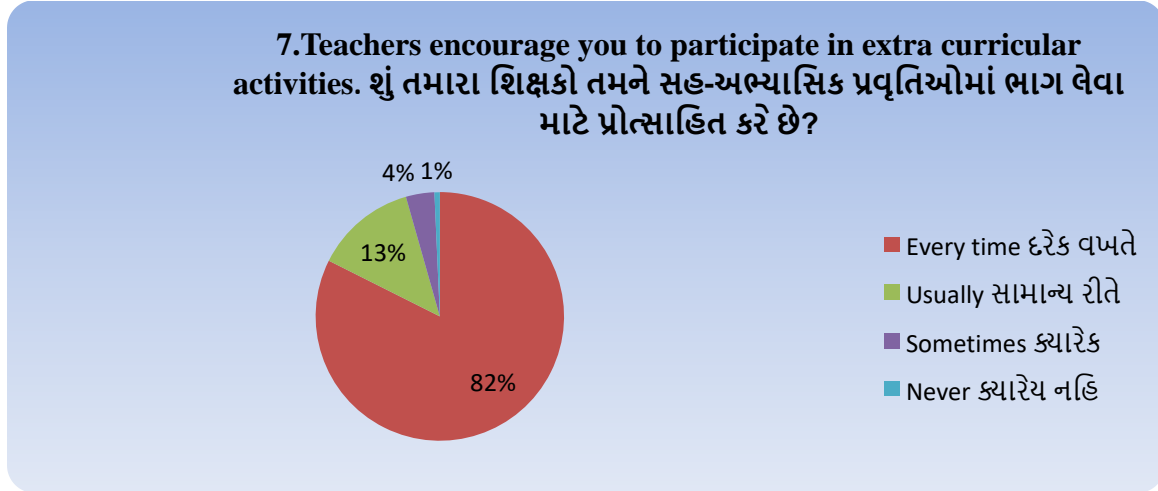
Q-6 Does your teacher provides you study material and discuss for assignment? શું તમારા શિક્ષકો તમને અભ્યાસ માટે મટીરીઅલ અને અસાઈન્મેન્ટ માટે ચર્ચા કરે છે?



The above chart represents about discussion of teachers with students regarding study material and assignments. According to 67% respondents, teachers provide them study material and

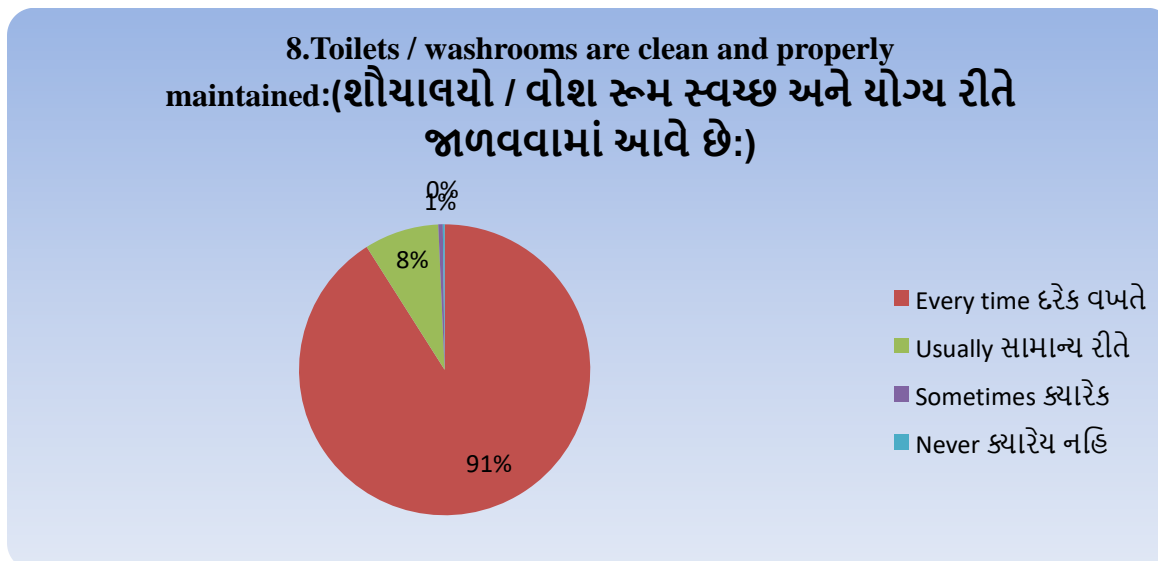
discuss assignments with them. Out of total respondents 22% felt it that usually while 10% respondents revealed that sometimes their teachers provide them study material and discuss assignment.

Q-7 Does Teachers encourage you to participate in extracurricular activities? શું તમારા શિક્ષકો તમને સહ-અભ્યાસિક પ્રવૃત્તિઓમાં ભાગ લેવા માટે પ્રોત્સાહિત કરે છે?



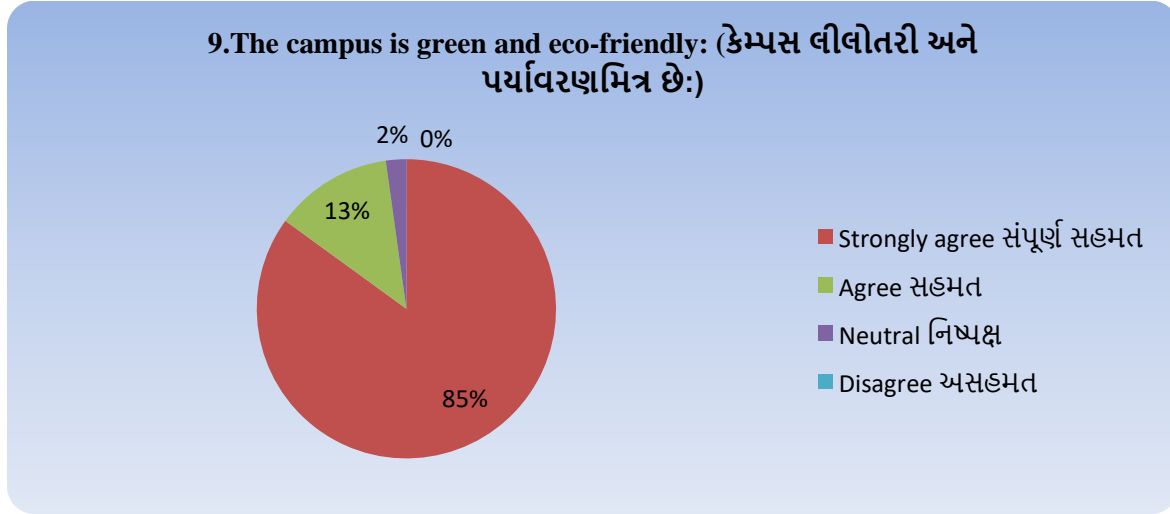
The above chart represents that whether your teacher encourage the students to participate in extracurricular activities. Out of total, 82% respondents felt that their teachers always encourage them to participate in extracurricular activities while 13% respondents revealed that it happens usually.

Q-8 Toilets / washrooms are clean and properly maintained: (શૌચાલયો / વોશ રૂમ સ્વચ્છ અને યોગ્ય રીતે જાળવવામાં આવે છે :)



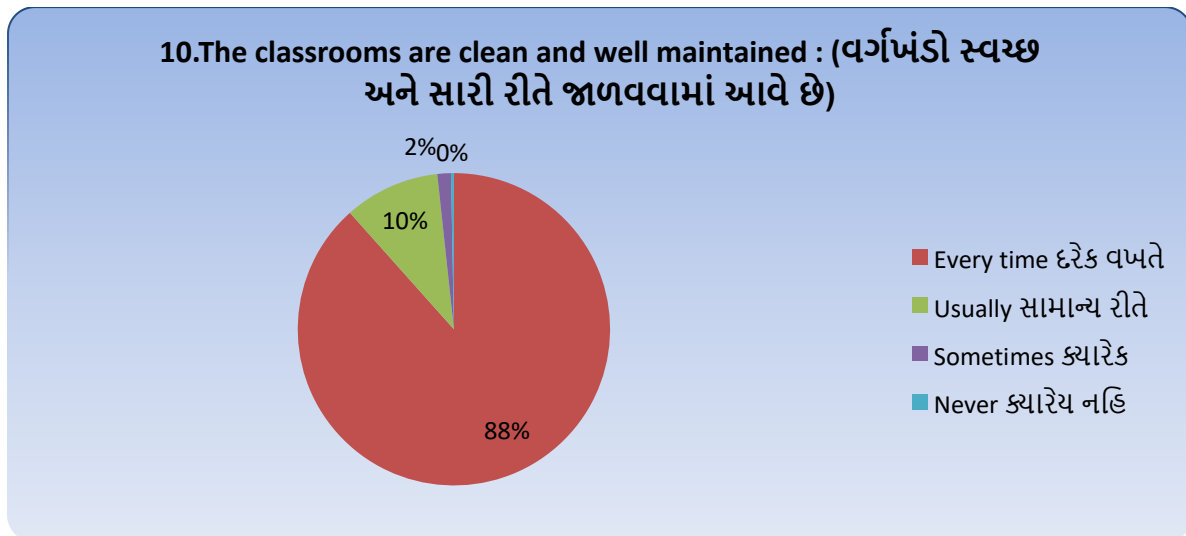
It can be seen from the above chart that out of total respondents, 91% respondents said that washrooms/toilets are always clean while 8% respondents felt that washrooms/toilets are usually clean in the college.

Q-9 The campus is green and eco-friendly: (કેમ્પસ લીલોતરી અને પર્યાવરણમિત્ર છે :)



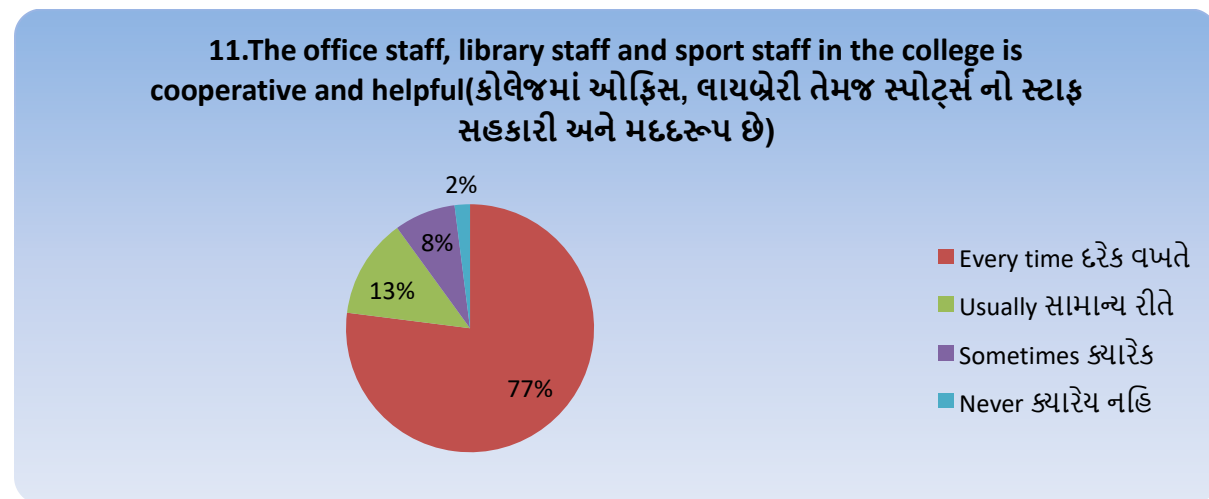
The above chart represents about eco-friendly campus. It can be seen from chart that 85% respondents were strongly agreed with the criteria that our college campus is lush green and eco friendly which is clearly visible while 13% respondents were agreed with this. Total 2% respondents were remained neutral in this case but no respondent felt that our campus is not green and eco-friendly.

Q-10 The classrooms are clean and well maintained: (વર્ગખંડો સ્વચ્છ અને સારી રીતે જાળવવામાં આવે છે)



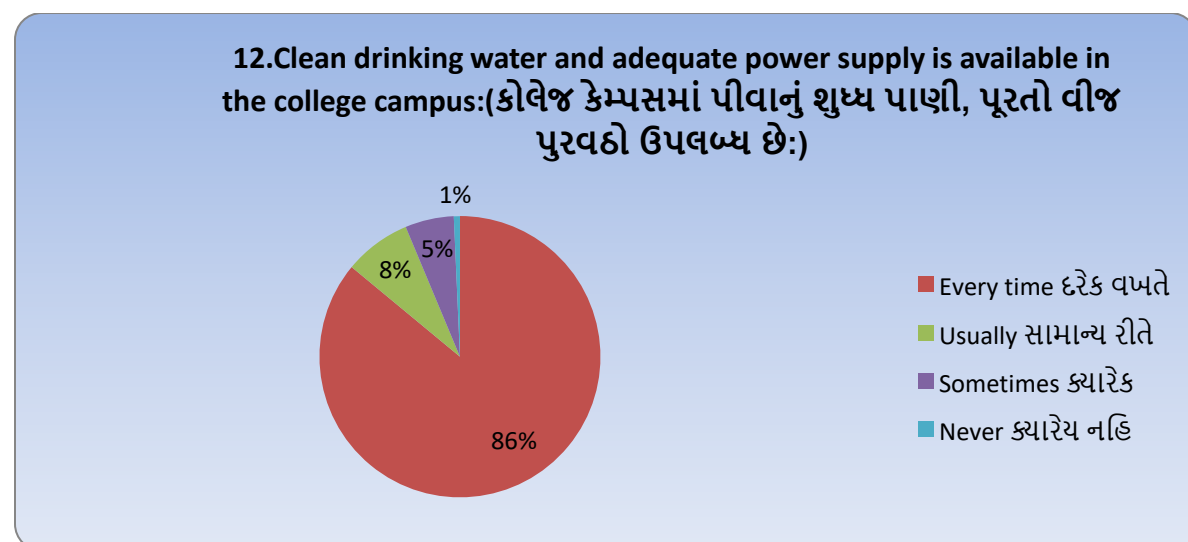
In the above chart describes the cleanliness and maintenance of classrooms. Out of total respondents, 88% respondents' revealed that the classrooms are always clean and well maintained, 10% believed that usually classes are clean and well maintained and only 2% felt it sometimes but no one against it.

Q-11 The office staff, library staff and sport staff in the college is cooperative and helpful (કોલેજમાં ઓફિસ, લાયબ્રેરી તેમજ સ્પોર્ટ્સ નો સ્ટાફ સહકારી અને મદદરૂપ છે)




The above chart shows that at what extent office, library and sport staffs are cooperative and helpful to students. Out of total respondents, 77% respondents revealed that every time they are supportive and 13% respondents believed that usually they are helpful to the students. Only 2% students replied that they never felt the same.

12. Clean drinking water and adequate power supply is available in the college campus: (કોલેજ કેમ્પસમાં પીવાનું શુધ્ધ પાણી, પૂરતો વીજ પુરવઠો ઉપલબ્ધ છે :)



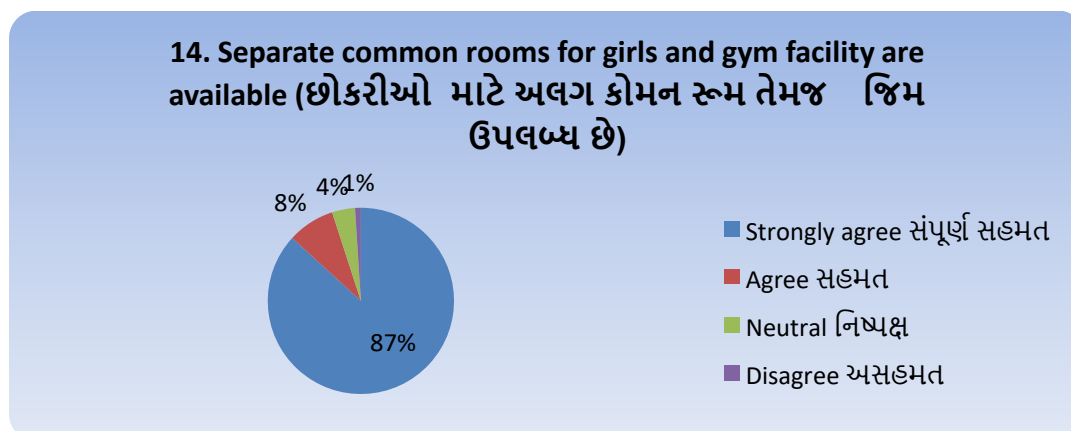
The above chart represents facility of clean and pure drinking water and power supply in the college campus. Amongst the all respondents, 86% respondents were highly satisfied with this. They said that clean and pure drinking water facility and adequate power supply are always available in our college campus while 5% respondents revealed that sometimes clean water and power supply are available in the college.

13. The buildings / classrooms are accessible to disabled persons (ઇમારત / વર્ગખંડો અપંગ વ્યક્તિઓ માટે સુલભ છે)



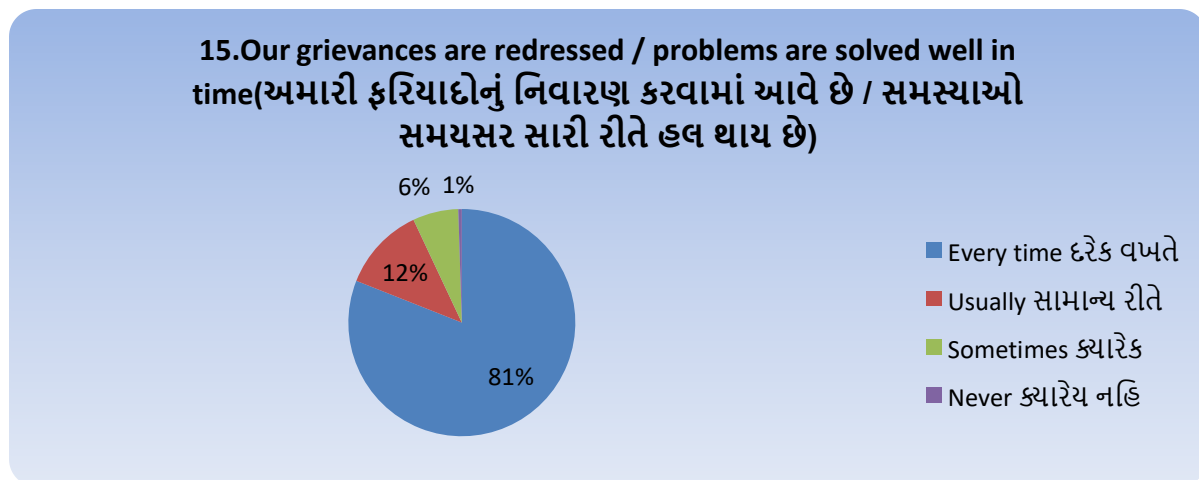
It can be seen from the above chart that out of total respondents, 71% respondents were strongly agreed with the point that the building/ classrooms are accessible to disabled persons while 22% respondents were only agreed and 6% respondents were remained neutral for the same.

14. Separate common rooms for girls and gym facility are available (છોકરીઓ માટે અલગ કોમન રૂમ તેમજ જિમ ઉપલબ્ધ છે)



The above chart shows facility of separate common room for girls and gym in the college. It can be seen from above chart that 87% respondents amongst the total respondents were strongly agreed about that there is a separate common room for girls is available in the college and gym facility is there in the college. 8% respondents agreed with this and 5% have replied that they are neutral about it.

15. Our grievances are redressed / problems are solved well in time (અમારી ફરિયાદોનું નિવારણ કરવામાં આવે છે / સમસ્યાઓ સમયસર સારી રીતે હલ થાય છે)



The above chart represents whether grievances of students are redressed and problems are solved well in time in this college or not and it can be seen from above chart that 81% amongst the total respondents revealed that always our grievances are redressed and solved in time by faculties in this college. 12% replied that usually and 6% replied that sometimes our grievances are redressed and our problems are solved well in time in this college.

16. Give three suggestions to improve the overall improvement of your institution. (તમારી કોલેજમાં સમગ્ર સુધારો કરી શકાય તેવા ત્રણ સૂચનો આપો.)

Students have given various suggestions to improve the overall improvement of institution. These are as follows:

- Canteen facility and Creativity Room should be provided
- Maintenance and repairs should be needed to Gym equipment
- Education Tour/ Field Trip should be organized
- White Board and Projectors should be provided in classes
- Nature Club should be established
- Naval NCC unit and Girls NCC units should be started in college
- Projects should be given on current relevant topics in subjects to improve level of students
- Smart Class rooms should be provided